






**OPEN HERE**

## TO REVERSE AN OVERDOSE



 **Call 911**  
 **Naloxone**  
 **Rescue Breathing**

**1**

Remove cap from the vial + syringe. Insert needle through rubber seal, hold vial upside down, draw up 1ML.



**2**

Inject Naloxone into a large muscle; upper arm, butt, or thigh (through clothing if necessary.)



**3**

Begin rescue breathing. Tilt chin up, clear airway if necessary, pinch nose, breathe into mouth every 5 seconds.



**4**

If there is no response in 2-3 minutes, administer a second dose and continue rescue breathing.



If possible, stay with the person until medical help arrives.

# TACOMA NEEDLE EXCHANGE

A DAVE PURCHASE INITIATIVE

Naloxone should be given to any person who shows signs of opioid overdose.

Learn more and find additional resources online at [TacomaNeedleExchange.org](http://TacomaNeedleExchange.org)



REVERSE OVERDOSE



 **1. Call 911**  
 **2. Naloxone**  
 **3. Rescue Breathing**

Contains FDA-approved overdose reversal medicine naloxone and syringes necessary to administer naloxone.

Syringes possessed for medical use are NOT defined as drug paraphernalia.

**OPEN HERE**

